

## Product Features

- An actively managed strategy that uses Fidelity sustainable and fundamental research and references a Paris-aligned benchmark as part of its investment process.
- The Investment Manager applies ESG screens as part of its methodology.
- Provides an exposure generally representative of the Paris-aligned benchmark.

## Fund facts

<b>Fund Asset Class:</b>	Fixed Income
<b>Primary Ticker:</b>	FGHY
	Solactive Paris Aligned (PAB)
<b>Index Name:</b>	Global Corporate High Yield USD Index
<b>Fund Management Approach:</b>	Active
<b>Fund Base Currency:</b>	USD
<b>Share Class Base Currency:</b>	USD
<b>Share Class Inception:</b>	07.11.22
<b>ISIN:</b>	IE0006OIQXE9
<b>Share Class Ongoing Charges:</b>	0.35%
<b>Fund domicile:</b>	Ireland
<b>Fund Net Assets (m):</b>	USD 336.2364
<b>Share Class Net Assets (m):</b>	USD 15.1871
<b>Share Class Shares Outstanding:</b>	2,829,592
<b>Distribution Yield:</b>	6.35
<b>Distribution type:</b>	Income
<b>Fund legal structure:</b>	ICAV
<b>Number of Holdings:</b>	277
<b>Number of Issuers:</b>	166
<b>SFDR Classification:</b>	9
<b>Fund UCITS Compliant:</b>	Yes
<b>UCITS Eligible:</b>	Yes
<b>Fund Management Company:</b>	FIL Investment Management (Luxembourg) Sarl
<b>Fund Custodian:</b>	Brown Brothers Harriman Trustee Services (Ireland) Limited
<b>Fund Administrator &amp; Transfer Agent:</b>	Brown Brothers Harriman Fund Administration Services

As standard, Fidelity aims to meet all applicable tax reporting requirements for all of the Fidelity ETFs. Applications are made throughout the year depending on the time scale required by each applicable local tax authority of the relevant country that the fund is registered in.

## Dealing Information

Exchange	Trading Currency	Ticker	Bloomberg	SEDOL
Borsa Italiana	EUR	FGHY	FGHY IM	BMC1LW3
London Stock Exchange	USD	FGHY	FGHY LN	BMC1LR8
London Stock Exchange	GBP	FHYP	FHYP LN	BMC1LS9
SIX	USD	FGHY	FGHY SE	BMC1LY5
Xetra	EUR	FFGH	FFGH GY	BMC1LT0

## Index Description

The Index aims to track the performance of global high yield corporate bonds denominated in Euro and US Dollar. The Index provides exposure to a portfolio, which is based on ISS ESG climate analysis and is in line with 1.5°C scenario through 2050.

## Index Information

<b>Index Provider</b>	SOLACTIVE
<b>Calculation Agent</b>	SOLACTIVE
<b>Rebalance Frequency</b>	Monthly
<b>Index Ticker</b>	SOLUHPAB Index

## Objectives & Investment Policy

The investment objective of the Sub-Fund is to align with the Paris Agreement long-term global warming objectives by restricting the carbon emission exposure of its portfolio and to achieve income and capital growth.

Past performance is not a guide to future performance and should not be the sole factor of consideration when selecting a product. Returns may increase or decrease as a result of currency fluctuations. Performance data is based on the net asset value (NAV) of the ETF with income reinvested, net of fees, which may not be the same as the market price of the ETF. Brokerage or transaction fees will apply. Data shown does not take into account any Initial Charge that may apply. Individual shareholders may realise returns that are different to the NAV performance

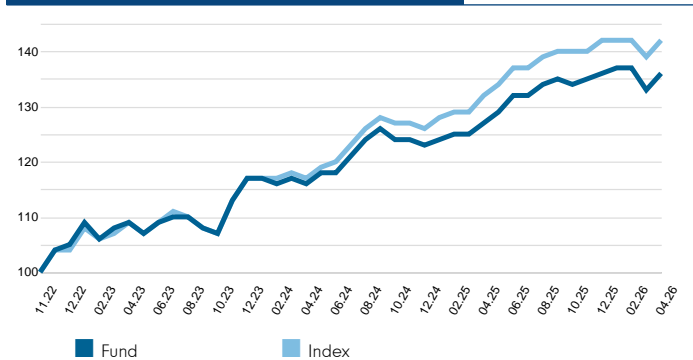
## Performance for 12 month periods in USD (%)

Apr	2016	2017	2018	2019	2020	2021	2022	2023	2024	2025	2026
Fund	-	-	-	-	-	-	-	-	6.1	9.5	7.6
Index	-	-	-	-	-	-	-	-	7.4	12.8	8.0

## Performance for calendar years in USD (%)

	2016	2017	2018	2019	2020	2021	2022	2023	2024	2025	2026
Fund	-	-	-	-	-	-	-	-	11.9	4.9	10.7
Index	-	-	-	-	-	-	-	-	12.6	7.7	12.0

## Cumulative performance in USD (rebased to 100)



Source of fund performance and volatility and risk measures is Fidelity. Performance is excluding initial charge. The investment which is promoted concerns the acquisition of units or shares in a fund, and not in a given underlying asset owned by the fund.

## Share Class Risk and Reward Profile



Complete information on risks can be found in the Prospectus.

## Important Information

The value of your investment may fall as well as rise and you may get back less than you originally invested. Funds are subject to charges and expenses. Charges and expenses reduce the potential growth of your investment. This means you could get back less than you paid in. The costs may increase or decrease as a result of currency and exchange rate fluctuations. Please refer to the Prospectus and KIID of the fund before making any final investment decisions. There is a risk that the issuers of bonds may not be able to repay the money they have borrowed or make interest payments. When interest rates rise, bonds may fall in value. Rising interest rates may cause the value of your investment to fall. The fund promotes environmental and/or social characteristics. The Investment Manager's focus on securities of issuers which maintain sustainable characteristics may affect the fund's investment performance unfavourably in comparison to similar funds without such focus. The sustainable characteristics of securities may change over time. The decision to invest should take into account all characteristics or objectives of the promoted fund as detailed in the Prospectus. Information on sustainability-related aspects is provided pursuant to SFDR at <https://www.fidelity.lu/sfdr>. Please refer to the Prospectus and KIID of the fund before making any final investment decisions.

**Volatility & Risk (3 years)**

<b>Annualised Volatility: fund (%)</b>	5.76	<b>Annualised Alpha</b>	-1.74
<b>Relative Volatility</b>	1.04	<b>Beta</b>	1.03
<b>Sharpe Ratio: fund</b>	0.49	<b>Annualised Tracking Error (%)</b>	0.69
<b>Sharpe Ratio: index</b>	0.79	<b>Information Ratio</b>	-2.33
		<b>R<sup>2</sup></b>	0.99

Calculated using month-end data points. Definitions of these terms can be found in the Glossary section of this factsheet.

**Top 10 Holdings (%)**

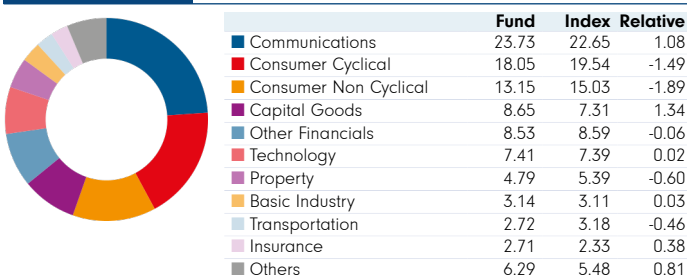
Security Names	Fund	Index	Relative
VODAFONE EUSA5+NA 08/30/84 RGS	0.7	0.2	0.5
ZIGGO BOND CO 6.125% 11/32 RGS	0.7	0.2	0.5
UNITED RENTAL 4.875% 01/15/28	0.7	0.2	0.5
ORGANON & CO 7.875% 5/34 144A	0.7	0.2	0.5
OPEN TEXT CORP 6.9% 12/27 144A	0.7	0.2	0.5
ROGERS COM 5.25%/VAR 3/82 144A	0.7	0.0	0.7
ENCOMPASS HEALT 4.5% 02/01/28	0.7	0.2	0.5
NAVIENT CORP 11.5% 03/15/31	0.7	0.1	0.5
IRON MTN INC 5.25% 3/28 144A	0.7	0.2	0.5
COINBASE GBL 3.625% 10/31 144A	0.6	0.2	0.5

**Portfolio Characteristics**

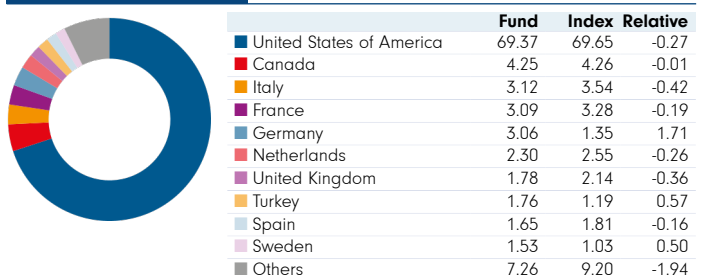
	Fund
Average Maturity (years)	7.6
Average Coupon (%)	5.9
Yield to Maturity (%)	6.5
Effective Duration	3.3
Average Credit Rating (Exponential)	BB-
Average Credit Rating (Linear)	BB-

Definitions of these characteristics can be found in the Glossary section of this factsheet.

**Sector Exposure (%)**



**Geographic Exposure (%)**



Figures may not always sum to totals due to rounding.

**Glossary**

- Average Maturity (Years):** The market-weighted average maturity of bonds held in the portfolio. Perpetual bonds are assigned a maturity of 31 December 2049. Derivatives are excluded from the calculation.
- Average Coupon (%):** The coupon is the interest rate stated on a bond when it is issued. Average Coupon is the weighted average coupon of bonds held in the portfolio. Derivatives are excluded from the calculation.
- Yield to Maturity (%):** The Yield to Maturity (also known as the Redemption Yield) is the aggregate of all anticipated returns on each individual bond within the portfolio expressed as an annual rate based on market value as at date shown, coupon rate and time to maturity of each bond. It is based on a snapshot of the portfolio on that date. The redemption yield is gross of the fund's charges and gross of tax.
- Effective Duration:** Duration is a measure of sensitivity of the fund value to changes in interest rates. Effective duration is a duration calculation for bonds with embedded options (such as a call or a put option). It takes into account that expected cash flows will fluctuate as interest rates change and affect a bond's price. The effective duration of a fund is calculated by a market weighted sum of the effective duration of each individual instrument. The effect of derivatives such as bond futures and interest rate swaps are included in the calculation.
- Average Credit Rating:** This is the weighted average of all the bond credit ratings in the fund, expressed using the industry standard letter system (ie AAA, BBB). It takes into account all investments in the fund, including derivatives. This measure gives an idea of how risky the fund's bonds are overall: the lower the average credit rating, the riskier the fund. With a Linear weighted average, the weight assigned to each issue is equal to its market value weight. With an Exponential weighted average, the weight gets proportionally higher for lower-quality credit. In both calculations, the final value is the S&P-equivalent rating nearest to the calculated average.
- Ongoing charges:** The ongoing charges figure represents the charges taken from the fund over a year. It is calculated at the fund's financial year end and may vary from year to year. For classes of funds with fixed ongoing charges, this may not vary from year to year. For new classes of funds or classes undergoing corporate actions (eg amendment to annual management charge), the ongoing charges figure is estimated until the criteria are met for an actual ongoing charges figure to be published. The types of charges included in the ongoing charges figure are management fees, administration fees, custodian and depository fees and transaction charges, shareholder reporting costs, regulatory registration fees, Directors fees (where applicable) and bank charges. It excludes: performance fees (where applicable); portfolio transaction costs, except in the case of an entry/exit charge paid by the fund when buying or selling units in another collective investment undertaking. For more information about charges (including details of the fund's financial year end), please consult the charges section in the most recent Prospectus.
- SFDR Classification:** Shows the latest classification given to each fund as part of the EU Sustainable Finance Disclosure Regulation (SFDR). Article 9 funds have sustainable investment as their objective and promote environmental or social characteristics. Article 9(3) funds have a reduction in carbon emissions as their objective. Article 8 funds promote environmental or social characteristics, but do not have a sustainable investment objective. Article 6 funds integrate sustainability risks (unless specified otherwise in the prospectus) into investment analysis and decision-making, without the funds promoting environmental or social characteristics or having sustainable investments as their objective.

### Important Information

This is a marketing communication. This information must not be reproduced or circulated without prior permission.

Fidelity only offers information on products and services and does not provide investment advice based on individual circumstances, other than when specifically stipulated by an appropriately authorised firm, in a formal communication with the client.

Fidelity International refers to the group of companies which form the global investment management organisation that provides information on products and services in designated jurisdictions outside of North America. This communication is not directed at, and must not be acted upon by persons inside the United States of America and is otherwise only directed at persons residing in jurisdictions where the relevant funds are authorised for distribution or where no such authorisation is required.

Unless otherwise stated all products and services are provided by Fidelity International, and all views expressed are those of Fidelity International. Fidelity, Fidelity International, the Fidelity International logo and F symbol are registered trademarks of FIL Limited.

. Research professionals include both analysts and associates.

Fidelity UCITS II ICAV is registered in Ireland pursuant to the Irish Collective Asset-management Vehicles Act 2015 and is authorised by the Central Bank of Ireland as a UCITS. FIL Investment Management (Luxembourg) S.à r.l. reserves the right to terminate the arrangements made for the marketing of the sub-fund and/ or its shares in accordance with Article 93a of Directive 2009/65/EC and Article 32a of Directive 2011/61/EU. Prior notice of this cessation will be made in Ireland.

This share class is registered and distributed in the following locations: Austria, Denmark, Finland, France, Germany, Hungary, Iceland, Italy, Liechtenstein, Luxembourg, Netherlands, Norway, Portugal, Spain, Sweden, Switzerland, United Kingdom.

**United Kingdom** : Investments should be made on the basis of the KIID (key investor information document) which is available at [www.fidelity.co.uk](http://www.fidelity.co.uk) The scheme is authorised overseas but not in the UK. The Financial Ombudsman Service (FOS) is unlikely to be able to consider complaints related to the scheme, its operator or its depositary. Any claims for losses relating to the operator and the depositary of the scheme are unlikely to be covered under the Financial Services Compensation Scheme (FSCS). Prospective investors should consider getting financial advice before deciding to invest and should see the Prospectus of the scheme for more information. Issued in the UK by FIL Pensions Management, authorised and regulated by the Financial Conduct Authority.

CL24071401 GB\_English 41034 T6b